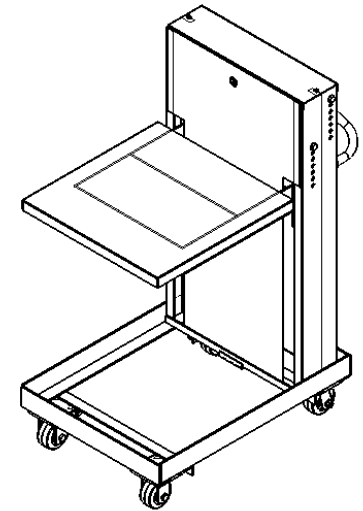

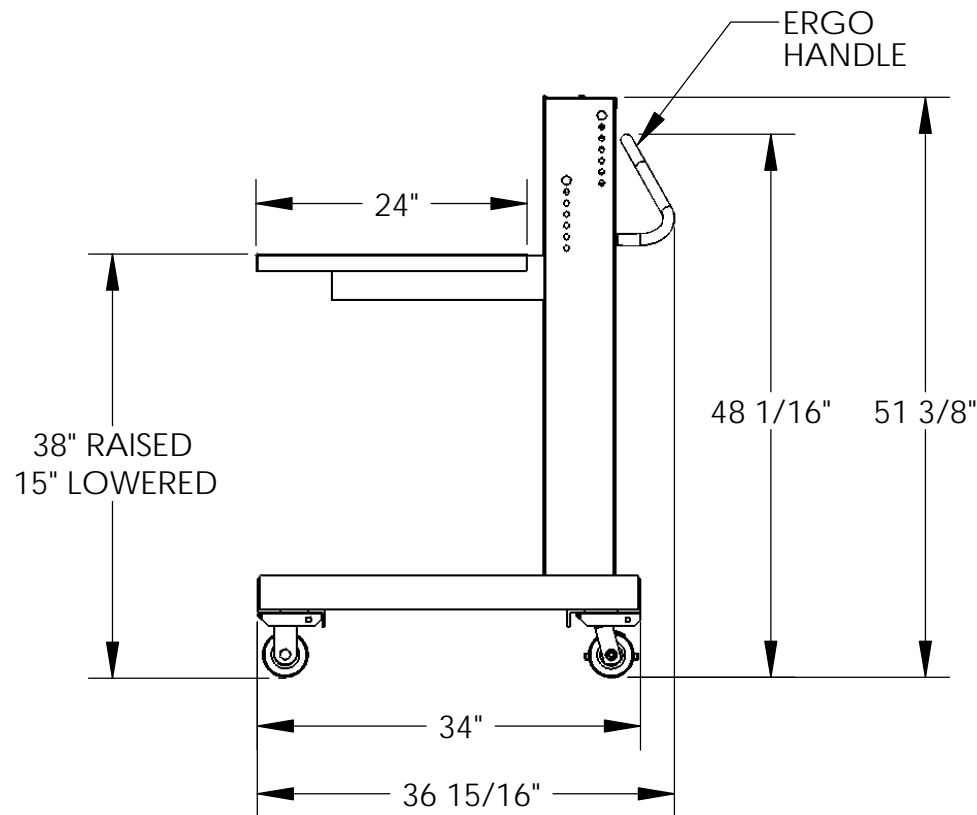


# SELF-ELEVATING SPRING TABLE, ETS-1120-24

APPROXIMATE WEIGHT IS: 262.72 lbs.

\*\*\* ANY ADDITIONS, DELETIONS, OR OMISSIONS MUST BE CORRECTED ON THIS DRAWING AS THIS DRAWING WILL BE CONSIDERED ALL INCLUSIVE \*\*\*  
ALL GRAPHICS PROVIDED ARE FOR REFERENCE ONLY. IF CERTAIN DIMENSIONS ARE CRITICAL PLEASE VERIFY THOSE DIMENSIONS WITH YOUR SALESPERSON



3D VIEW SHOWN FOR  
REFERENCE ONLY

**ALL SPECIAL UNITS  
ARE NON-RETURNABLE**

## STANDARD FEATURES

MODEL NUMBER IS ETS-1120-24  
CAPACITY: 1120 LBS.  
OVERALL WIDTH IS 24 1/2"  
USABLE WIDTH IS 24"  
OVERALL LENGTH IS 36 15/16"  
USABLE LENGTH IS 24"  
OVERALL HEIGHT IS 51 3/8"  
PLATFORM RAISED HEIGHT: 38"  
PLATFORM LOWERED HEIGHT: 15"  
NO. OF SPRINGS: 5  
CASTERS: (2) 4 X 2 PHENOLIC  
SWIVEL W/BRAKE  
(2) 4 X 2 MOLD ON RUBBER  
RIGID

## SPECIAL FEATURES

NONE

**A  
P  
P  
R  
O  
V  
A  
L**

I, the undersigned, hereby approve this print.  
This includes my approval of design & dimensions

[ ] As drawn [ ] As marked

Signed: \_\_\_\_\_ Date: \_\_\_\_\_

LEAD TIME WILL START UPON RECEIPT  
OF SIGNED APPROVAL DRAWING

DISTRIBUTOR'S NAME: VESTIL MANUFACTURING			P.O.# X
DRAWN BY: ND	DATE: 12/19/05	SCALE: 1:17	W.O.# X
REFERENCE: X		QUOTE # X	SALES: X
			FILE NAME: 21-007-035