

Glow Office ADA Signs

»Identify vital information when the lights go out.

- Meets or exceeds ADA requirements
- Feature Grade II dome-shaped Braille and 1/32" profile (raised letters)
- Frames sold separately, see page 127
- To order specify part number and mounting method (mounting holes, foam tape, 3M adhesive, or none)

Size	1 - 5	6+
8" x 8"	\$42.65	\$40.52

EMERGENCY
EXIT
ONLY



GADA100BK

EXIT



GADA101BK

EXIT
RAMP
DOWN



GADA102BK

EXIT
RAMP
UP



GADA103BK

EXIT
ROUTE



GADA104BK

EXIT
STAIR
DOWN



GADA105BK

EXIT
STAIR
UP



GADA106BK


FIRE ALARM



GADA107BK

FIRE DOOR
KEEP
CLOSED



GADA108BK

FIRE
EXIT




GADA109BK


FIRE
EXTINGUISHER



GADA110BK


IN CASE OF FIRE
USE STAIRWAYS



GADA111BK

NOT AN
EXIT



GADA112BK


STAIRWAY



GADA113BK

TO
EXIT




GADA114BK

Evacuation Map Holder

»Protect your evacuation map with this attractive holder.

- Print and insert your custom evacuation map
- Subsurface printed with non-glare finish
- Holders available in standard or photoluminescent lettering
- Included with 3 mounting strips for easy installation
- 11"H x 11 1/2"W - Holds 8 1/2" x 11" insert

Part No.	Price
EMH5	\$56.08

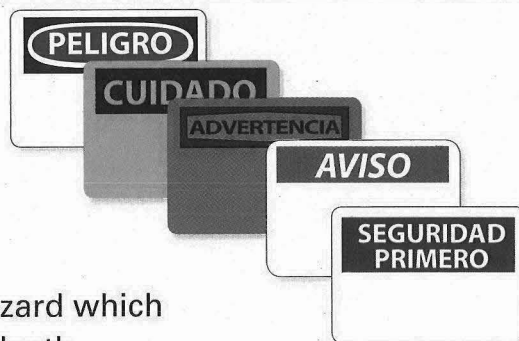


EMH5

See page 109 for
our non-glow
Evacuation Map
Holder.

Determining Header Selection Guide

OSHA and ANSI requires signage to indicate and define specific hazards that, without identification, may lead to injury or death. Select your sign with the header that indicates the degree of hazard in your application.



Use **DANGER** to indicate an immediate hazard which has a high probability to severe injury or death.



Use **WARNING** to indicate a potentially hazardous situation which, if not avoided, can result in serious injury or death.



Use **CAUTION** to indicate a potentially hazardous situation which may result in minor or moderate injury, but not death.



Use **NOTICE** to provide general information needed to avoid confusion.



These and similar headings are used with information about housekeeping, first aid, health, medical equipment, sanitation and general safety.



» Guide to Sign Legibility

Viewing Distance	Letter Height
30'	3/4"
40'	1"
55'	1 1/4"
65'	1 1/2"
75'	1 3/4"
85'	2"
115'	2 1/2"
135'	3"
150'	4"
200'	6"
350'	8"

Determine the viewing distance for your sign, then contact our Inside Sales Team and we'll do the rest!

