



D105AP



D87AP



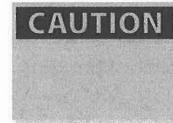
D143AP



D641AP



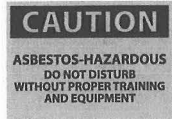
D621AP



C1AP



C115AP




C312AP



C118AP



C105AP



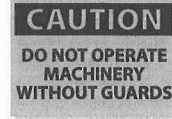
C126AP




C135AP



C77AP



C11AP



N369



C510AP



C138AP



C15AP



C511AP



C381AP



C73AP



C382AP



C383AP



C151AP



C152AP




C26AP



C155AP



C87AP



C101AP



C310AP



C88AP



C161AP



C35AP



C81AP




C535AP



C537AP



C177AP



C43AP



C180AP



C49AP



C51AP



C182AP



C55AP



C618AP



C190AP



C620AP



C79AP




C203AP



W1AP



W13AP



W408AP



W261AP



W268AP



W447AP



W448AP

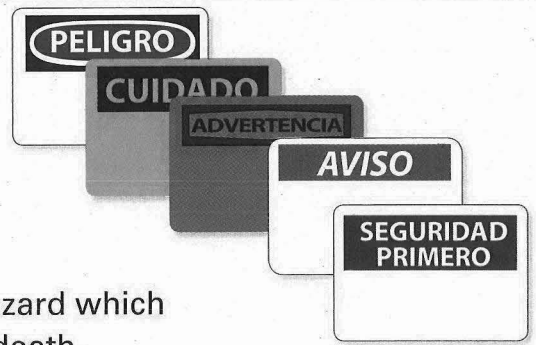


W49AP

Size	Qty	1 - 24	25+
3" x 5"	5/pk	\$10.07	\$9.07

## Determining Header Selection Guide

OSHA and ANSI requires signage to indicate and define specific hazards that, without identification, may lead to injury or death. Select your sign with the header that indicates the degree of hazard in your application.



Use **DANGER** to indicate an immediate hazard which has a high probability to severe injury or death.



Use **WARNING** to indicate a potentially hazardous situation which, if not avoided, can result in serious injury or death.



Use **CAUTION** to indicate a potentially hazardous situation which may result in minor or moderate injury, but not death.



Use **NOTICE** to provide general information needed to avoid confusion.



These and similar headings are used with information about housekeeping, first aid, health, medical equipment, sanitation and general safety.



## » Guide to Sign Legibility

Viewing Distance	Letter Height
30'	3/4"
40'	1"
55'	1 1/4"
65'	1 1/2"
75'	1 3/4"
85'	2"
115'	2 1/2"
135'	3"
150'	4"
200'	6"
350'	8"

Determine the viewing distance for your sign, then contact our Inside Sales Team and we'll do the rest!

