

Classic Model Parts

Eyewash Bowls



□ **S154-058**

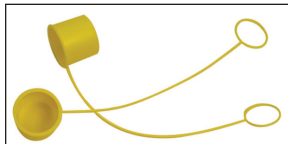
Impact-resistant plastic eyewash bowl, 10" diameter



□ **S187-053**

Corrosion-resistant stainless steel bowl, 10 $\frac{3}{4}$ " diameter

Dust Caps



□ **S107-371**

Eyewash dust caps only (sold individually; two required per eyewash). Yellow plastic tether. Approximately 1" x 1".



□ **S553-063**


Dual Eye/Face wash dust caps only (sold individually; two required per eyewash). Beaded chain tether, 2 $\frac{1}{4}$ " x 1".



□ **S553-310**


Eyewash dust cap (sold individually; two required per eyewash). Beaded chain tether, 1" x 1".

Sprayhead and Spray Ring Assemblies



□ **S339-394**

Eyewash sprayhead assembly with supply stem



□ **S339-396**

Eye/face wash sprayhead assembly with supply stem



□ **S339-681**

Eye/face wash sprayhead assembly; stem not included

□ **S339-682 (not shown)**

Eye/face wash sprayhead assembly for use with PVC unit only. Stem not included



□ **S45-2453**

Eye/face wash (sprayheads only) Includes 2.4 GPM flow control inside each head. Total flow from dual heads is 4.8 gpm



□ **S339-397**

Eyewash and spray ring assembly with supply stem



□ **S05-127**

Spray ring only; requires cross-connection yoke for attachment to eyewash