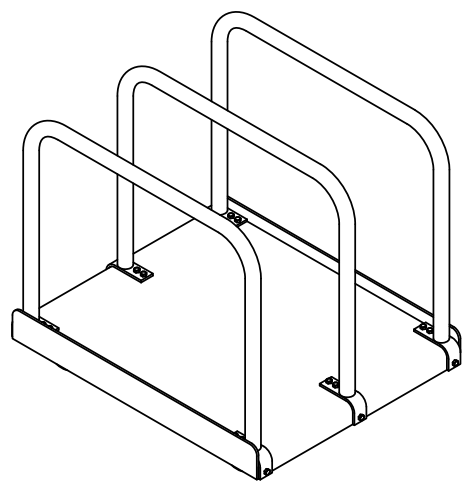
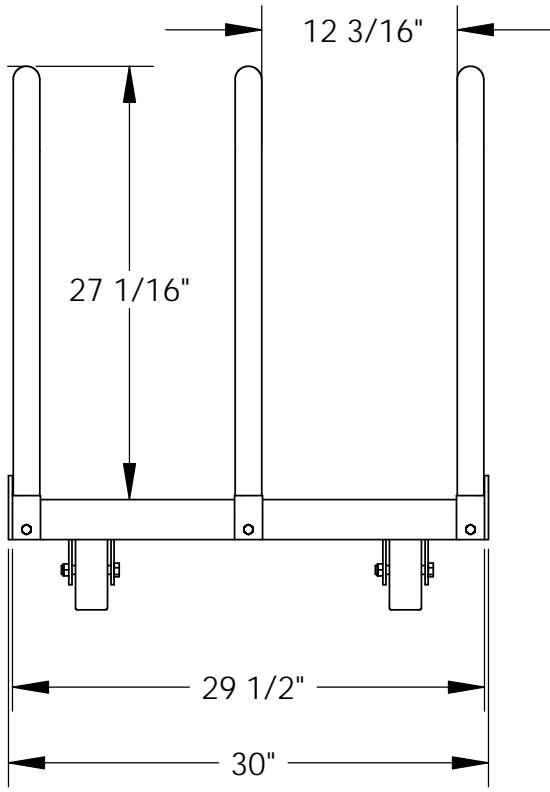
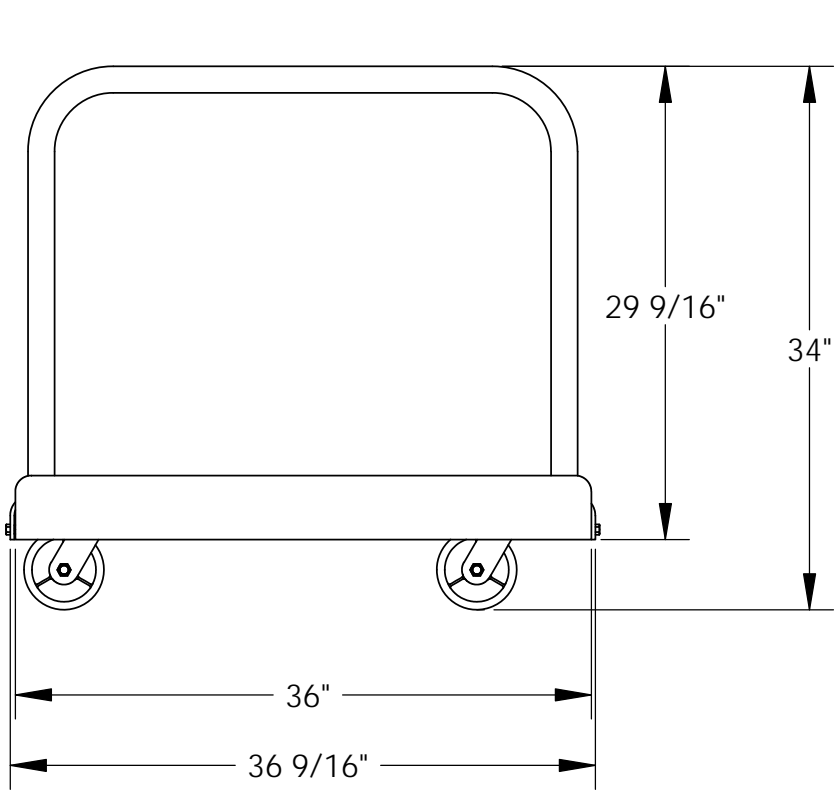


APPROX WEIGHT: 190.59 lbs.
DOES NOT INCLUDE WEIGHT OF POWER OR PACKAGING!!!

HEAVY-DUTY PANEL CART - PRCT-HD

*** ANY ADDITIONS, DELETIONS, OR OMISSIONS MUST BE CORRECTED ON THIS DRAWING AS THIS DRAWING WILL BE CONSIDERED ALL INCLUSIVE ***
ALL GRAPHICS PROVIDED ARE FOR REFERENCE ONLY. IF CERTAIN DIMENSIONS ARE CRITICAL PLEASE VERIFY THOSE DIMENSIONS WITH YOUR SALESPERSON



3D VIEW SHOWN FOR REFERENCE ONLY

STANDARD FEATURES

- MODEL NUMBER IS PRCT-HD
- CAPACITY IS 4,000 LBS.
- OVERALL WIDTH IS 30"
- USABLE WIDTH IS 29 1/2"
- OVERALL LENGTH IS 36 9/16"
- USABLE LENGTH IS 36"
- OVERALL HEIGHT IS 34"
- DECK SIZE 29 1/2" W X 36" L
- SWIVEL CASTERS Ø5" X 2" POLY ON STEEL
- SUPPORT RAILS HEIGHT IS 27 1/16"

SPECIAL FEATURES

NONE

APPROVAL

I, THE UNDERSIGNED, AGREE THAT THE PRODUCT AS REPRESENTED SATISFIES DESIGN AND DIMENSION REQUIREMENTS. I ALSO ACKNOWLEDGE MY DUTY TO CONFIRM PRODUCT AND INSTALLATION COMPLIANCE WITH ALL APPLICABLE FEDERAL, STATE AND LOCAL REGULATIONS AND STANDARDS.

ALL SPECIAL UNITS ARE NON-RETURNABLE

[] As drawn [] As marked

Signed: _____ Date: _____

LEAD TIME WILL START UPON RECEIPT OF SIGNED APPROVAL DRAWING

DISTRIBUTOR'S NAME:		P.O.#
VESTIL MANUFACTURING		X
DRAWN BY:	DATE:	W.O.#
ND	2/4/08	X
REFERENCE:	QUOTE #	SALES:
X	X	X
		FILE NAME:
		16-007-116