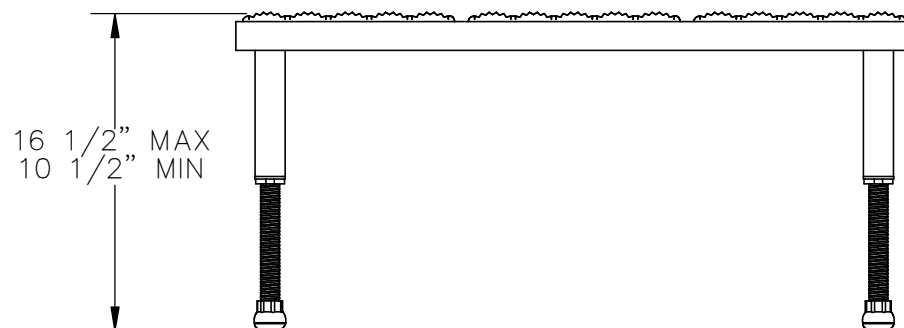

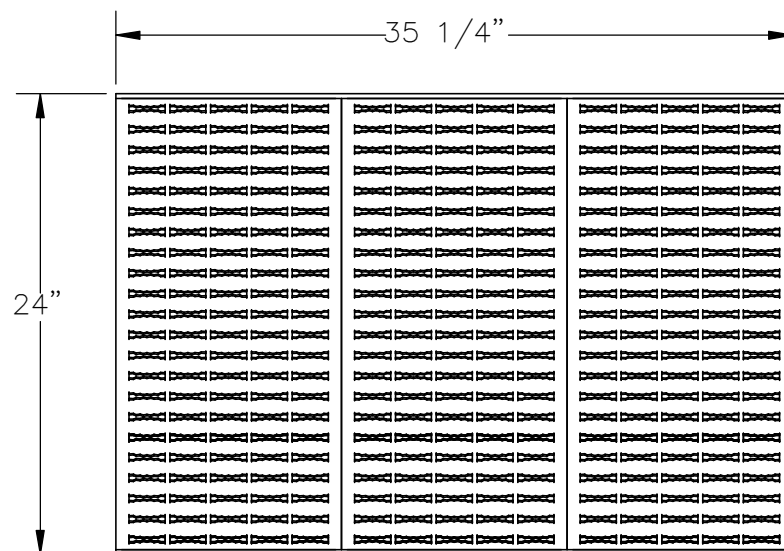


# ADJ WORK-MATE STAND - MODEL: AHW-H-2436

APPROX WEIGHT: 61.80 lbs.  
DOES NOT INCLUDE WEIGHT OF POWER OR PACKAGING!!!

\*\*\* ANY ADDITIONS, DELETIONS, OR OMISSIONS MUST BE CORRECTED ON THIS DRAWING AS THIS DRAWING WILL BE CONSIDERED ALL INCLUSIVE \*\*\*  
ALL GRAPHICS PROVIDED ARE FOR REFERENCE ONLY. IF CERTAIN DIMENSIONS ARE CRITICAL PLEASE VERIFY THOSE DIMENSIONS WITH YOUR SALESPERSON



## STANDARD FEATURES

- MODEL NUMBER : AHW-H-2436
- CAPACITY: 500LBS
- DECK WIDTH: 24"
- DECK LENGTH: 35 1/4"
- RAISED HEIGHT: 16 1/2"
- LOWERED HEIGHT: 10 1/2"
- ALL STEEL CONSTRUCTION  
(ASTM A-36 MIN.)  
WITH WELDING TO MEET AWS.
- UNIT IS PAINTED YELLOW

## SPECIAL FEATURES

NONE

DIMENSION TOLERANCE  $\pm 1/4"$

A  
P  
P  
R  
O  
V  
A  
L

I, THE UNDERSIGNED, AGREE THAT THE PRODUCT AS REPRESENTED SATISFIES DESIGN AND DIMENSION REQUIREMENTS. I ALSO ACKNOWLEDGE MY DUTY TO CONFIRM PRODUCT AND INSTALLATION COMPLIANCE WITH ALL APPLICABLE FEDERAL, STATE AND LOCAL REGULATIONS AND STANDARDS.  
**ALL SPECIAL UNITS ARE NON-RETURNABLE**  
[ ] As drawn [ ] As marked

Signed: \_\_\_\_\_ Date: \_\_\_\_\_

LEAD TIME WILL START UPON RECEIPT  
OF SIGNED APPROVAL DRAWING

DISTRIBUTOR'S NAME:		P.O.#	X
VESTIL MANUFACTURING		W.O.#	X
DRAWN BY:	MTS	DATE:	12/27/13
REFERENCE:	X	SCALE:	1:10
QUOTED LEAD TIME:	X	QUOTE #	X
		FILE NAME:	14-007-227